

BY CHRIS CLARK

**TUNES YOUR
STUDENTS
WANT TO
PLAY!**



VIOLIN

**A BOOK OF FUN DUETS
& PLAY-ALONG TRACKS
FOR ALL INSTRUMENTS**

PREFACE

From my beginning times in band through now in my professional career I have always enjoyed performing duets.

The goal of this duet book is to start the love of collaborative performance with your students as early as possible. The duets range in difficulty and are progressive in nature. Each duet introduces a new concept either rhythmically, musically, or both.

Unlike other duet books or duets in method books, *“Tunes Your Students Want to Play”* is a selection of music that is composed with students’ interest in playing FUN melodies with backing tracks that are reminiscent of the music they may regularly listen to. In other words, these etudes are funky with dope back tracks.

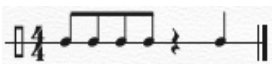









WAYS TO USE THE BOOK

The duets can be used as teaching tools for jazz curriculum. Many of the duets use the Dorian scale which is arguably the most frequently used minor jazz scale as well as the blues scale.

The duets can be used to enhance your curriculum in beginning and you orchestras. With each duet focusing on a certain rhythmic or musical event, you assign them accordingly in your lesson plans.

Another great is to use audio/video apps that allow students to create ensemble videos of the ensembles in this book. These could make for great end-of-the-year projects!

TABLE OF CONTENTS

Title	Tracks	Aspects	Range	Rhythm Focus	Page
Dorian Rock	1 & 2	D Dorian Scale, Marcato & Housetop Accents	8ve: Ab-Ab		3
In the Club	3 & 4	D Dorian Scale, Slurs, Staccato & Housetop	6th: Ab - F		4
My Jam	5 & 6	G Blues Scale, Moving 8th Notes, Ties	8ve: Ab-Ab		5
Kaleidoscope	7 & 8	Chromaticism, Ties, Three Accent Types	6th: Ab - F		6
Drive!	9 & 10	D Blues, vartiation of 8th rest patterns	7th: Bb-Ab		7
Can You Dig It?	11 & 12	D minor, Slur to Stacatto articulation	6th: Bb-G		8
Bowen's Place	13 & 14	Syncopation, Coicnides w/ Full Jazz Arr.	7th: Bb-Ab		9
Funky Bop	15 & 16	16th Notes, Dotted 8th/16ths	9th: Ab-Bb		10
Pop Culture	17 & 18	D minor, 6/4 Time Sig., Coincides w/ Full Jazz Arr.	7th: C-Eb		11
Quarantine Jam	19 & 20	Quartet, Blues Solos for all parts, Ties Over	9th: Ab-Bb		12

VIOLIN

DORIAN ROCK

CHRIS CLARK

ROCK ♩ = 132

VIOLIN 1

VIOLIN 2

VLN. 1

VLN. 2

VLN. 1

VLN. 2

VLN. 1

VLN. 2

VIOLIN

IN THE CLUB

CHRIS CLARK

HIP-HOP ♩ = 120

VIOLIN 1

VIOLIN 2

VLN. 1

VLN. 2

5

VLN. 1

VLN. 2

9

VLN. 1

VLN. 2

13

VLN. 1

VLN. 2

17

VLN. 1

VLN. 2

21

My JAM

CHRIS CLARK

VIOLIN

Rock ♩ = 100

VIOLIN 1

VIOLIN 2

Vln. 1

Vln. 2

Vln. 1

Vln. 2

Vln. 1

Vln. 2

VIOLIN

KALEIDOSCOPE

CHRIS CLARK

Rock ♩ = 132

VIOLIN 1

VIOLIN 2

VLN. 1

VLN. 2

VLN. 1

VLN. 2

VLN. 1

VLN. 2

VLN. 1

VLN. 2

VIOLIN

DRIVE!

CHRIS CLARK

ROCK J = 132

VIOLIN 1

VIOLIN 2

VLN. 1

VLN. 2

VLN. 1

VLN. 2

VLN. 1

VLN. 2

VLN. 1

VLN. 2

VIOLIN

CAN YOU DIG IT?

CHRIS CLARK

HIP-HOP ♩ = 100

VIOLIN 1

VIOLIN 2

VLN. 1

VLN. 2

VLN. 1

VLN. 2

VLN. 1

VLN. 2

VLN. 1

VLN. 2

VLN. 1

VLN. 2

BOWEN'S PLACE

JAZZ ROCK $\text{♩} = 120$

VIOLIN 1
mf

VIOLIN 2
mf

Vln. 1
5

Vln. 2
5

Vln. 1
9

Vln. 2
9

Vln. 1
13

Vln. 2
13

Vln. 1
17

Vln. 2
17

Vln. 1
21

Vln. 2
21

VIOLIN

FUNKY BOP!

CHRIS CLARK

FUNK $\text{♩} = 80$

VIOLIN 1

VIOLIN 2

VLN. 1

VLN. 2

VLN. 1

VLN. 2

VLN. 1

VLN. 2

VLN. 1

VLN. 2

POP CULTURE

FUNK $\text{♩} = 92$

VIOLIN 1

VIOLIN 2

VLN. 1

VLN. 2

VLN. 1

VLN. 2

VLN. 1

VLN. 2

VLN. 1

VLN. 2

VIOLIN

QUARANTINE JAM

CHRIS CLARK

ROCK $\text{♩} = 124$

Violin 1

Violin 2

Violin 3

Violin 4

This section of the score is for four violins. It begins with a treble clef, a key signature of two sharps (F# and C#), and a 4/4 time signature. The tempo is marked 'ROCK' with a quarter note equal to 124 beats per minute. Violin 1 has a whole rest for the first two measures. Violin 2 enters in the third measure with a half note G4, followed by quarter notes A4, B4, and C5. Violin 3 and Violin 4 enter in the first measure with quarter notes G4, A4, B4, and C5 respectively. The music continues with a rhythmic pattern of quarter and eighth notes across four measures.

SOLO

Vln. 1

Vln. 2

Vln. 3

Vln. 4

This section is a solo for Violin 1. It starts with a treble clef, a key signature of two sharps, and a 4/4 time signature. A finger number '5' is written below the first note. The solo consists of a melodic line of eighth and quarter notes. Violins 2, 3, and 4 provide accompaniment with a rhythmic pattern of quarter and eighth notes. The solo section spans four measures.

QUARANTINE JAM

9

Vln. 1

Vln. 2

Vln. 3

Vln. 4

SOLO

13

Vln. 1

Vln. 2

Vln. 3

Vln. 4

SOLO

13

QUARANTINE JAM

Vln. 1
17

Vln. 2

Vln. 3

Vln. 4
17

SOLO

Vln. 1
21

Vln. 2

Vln. 3

Vln. 4
21

Vln. 1

25

Vln. 2

Vln. 3

Vln. 4

25

Detailed description: This system contains measures 25 through 28. The key signature is two sharps (F# and C#). Vln. 1 has whole rests in all four measures. Vln. 2 enters in measure 25 with a dotted quarter note G4, followed by eighth notes A4, B4, C#5, D5, E5, F#5, G5, and A5. Vln. 3 and Vln. 4 play a similar pattern, with Vln. 3 starting on F#4 and Vln. 4 on E4. Accents (>) are placed over the eighth notes in measures 25, 26, 27, and 28 for Vln. 2, 3, and 4.

Vln. 1

29

Vln. 2

Vln. 3

Vln. 4

29

Detailed description: This system contains measures 29 through 32. Vln. 1 has a melodic line starting on G4 in measure 29, with notes A4, B4, C#5, D5, E5, F#5, G5, and A5. Accents (^) are placed over the notes in measures 29, 30, 31, and 32. Vln. 2, 3, and 4 continue the rhythmic pattern from the previous system, with Vln. 2 starting on G4, Vln. 3 on F#4, and Vln. 4 on E4. Accents (>) are placed over the eighth notes in measures 29, 30, 31, and 32 for Vln. 2, 3, and 4.